

# TIGER Neo

## 72HL4-BDV

575-600 Watt

BIFACIAL MODULE WITH DUAL GLASS

N-type



### N-type Technology

N-type modules with Tunnel Oxide Passivating Contacts (TOPcon) technology offer lower LID/LeTID degradation and better low light performance.



### HOT 3.0 Technology

N-type modules with JinkoSolar's HOT 3.0 technology offer better reliability and efficiency.



### Dual-Sided Power Generation

Dual-sided power generation gain increases with backside exposure to light, significantly reducing LCOE.



### Mechanical Load Enhanced

Certified to withstand:  
5400 Pa front side max static test load  
2400 Pa rear side max static test load



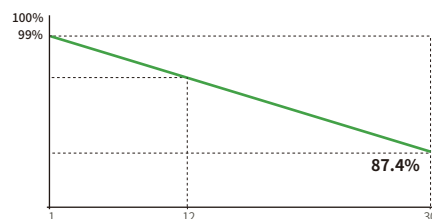
### SMBB Technology

Better light trapping and current collection to improve module power output and reliability.



### Anti-PID Guarantee

Minimizes the chance of degradation caused by PID phenomena through optimization of cell production technology and material control.



**12** Year Product Warranty | **30** Year Linear Power Warranty | **1%** First-year Degradation | **0.40%** Annual Degradation Over 30 Years

- IEC61215:2021 / IEC61730:2023
- IEC61701 / IEC62716 / IEC60068 / IEC62804
- ISO9001:2015: Quality Management System
- ISO14001:2015: Environment Management System
- ISO45001:2018: Occupational health and safety management systems



**JKM575-600N-72HL4-BDV-F9-EU**

# 72HL4-BDV 575-600 Watt

## Mechanical Characteristics

Cell Type	N- type Mono-crystalline
No. of cells	144 (72×2)
Dimensions	2278×1134×30 mm
Weight	31.0 kg
Front Glass	2.0 mm, Anti-reflection Coating
Back Glass	2.0 mm, Heat Strengthened Glass
Frame	Anodized Aluminium Alloy
Junction Box	IP68 Rated
Protection Class	Class II
IEC Fire Type	Class C
Connector Type	JK03M / JK03M2 / Others*
Output Cables (Including Connector)	4.0 mm <sup>2</sup> (+): 400 mm , (-): 200 mm or Customized Length

\* MC4 and MC4-EVO2 available upon request and subject to availability

## Packaging Configuration

Pallet Dimensions	2338×1140×1251 mm
Packing Detail (Two pallets = One stack)	36 pcs/pallets, 72 pcs/stack, 720 pcs/ 40'HQ Container

## Specifications (STC)

Maximum Power - Pmax [Wp]	575	580	585	590	595	600
Maximum Power Voltage - Vmp [V]	43.73	43.88	44.02	44.17	44.31	44.45
Maximum Power Current - Imp [A]	13.15	13.22	13.29	13.36	13.43	13.50
Open-circuit Voltage - Voc [V]	52.30	52.50	52.70	52.90	53.10	53.30
Short-circuit Current - Isc [A]	13.89	13.95	14.01	14.07	14.13	14.19
Module Efficiency STC [%]	22.26	22.45	22.65	22.84	23.03	23.23
Power Tolerance	0 ~ + 3 %					
Temperature Coefficients of Pmax	-0.29 %/°C					
Temperature Coefficients of Voc	-0.25 %/°C					
Temperature Coefficients of Isc	0.045 %/°C					

STC: Irradiance 1000W/m<sup>2</sup>, Cell Temperature 25°C, AM=1.5

## Specifications (BNPI)

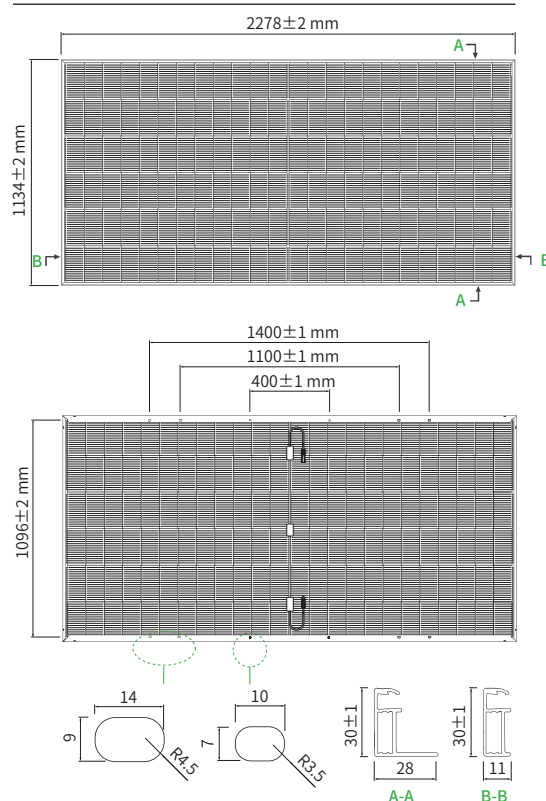
Maximum Power - Pmax [Wp]	633	638	644	649	655	660
Maximum Power Voltage - Vmp [V]	43.84	44.00	44.17	44.33	44.50	44.66
Maximum Power Current - Imp [A]	14.44	14.50	14.58	14.64	14.72	14.78
Open-circuit Voltage - Voc [V]	52.33	52.53	52.73	52.93	53.13	53.33
Short-circuit Current - Isc [A]	15.19	15.25	15.31	15.37	15.43	15.49

BNPI: Irradiance: front 1000W/m<sup>2</sup>, rear 135W/m<sup>2</sup>, Cell Temperature 25°C, AM=1.5

## Application Conditions

Operating Temperature	-40 °C ~ +70 °C
Maximum System Voltage	1500 VDC (IEC)
Maximum Series Fuse Rating	30 A
Bifaciality Coefficient	φVoc: 98±5 %, φIsc: 80±5 %, φPmax: 80±5 %

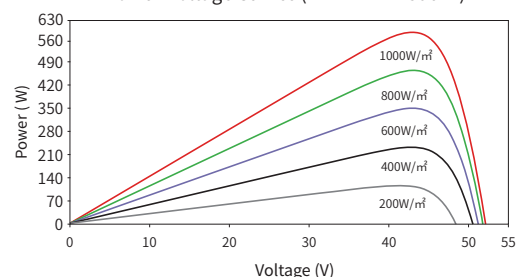
## Engineering Drawings



Note: For specific dimensions and tolerance ranges, please refer to the corresponding detailed module drawings.

## Electrical Performance

Power-Voltage Curves (72HL4-BDV 590 W)



Current-Voltage Curves (72HL4-BDV 590W)

